

OWNER'S MANUAL 使用说明书

Thank you for purchasing our SPEAKER SYSTEM. Please read the owner's manual thoroughly prior to using the good.
Please keep the manual for future reference.

感谢您购买本公司的扬声器。为了尽快的熟悉掌握本产品的各项功能，使用前请仔细阅读本说明书。
阅读后，请注意妥善保管。

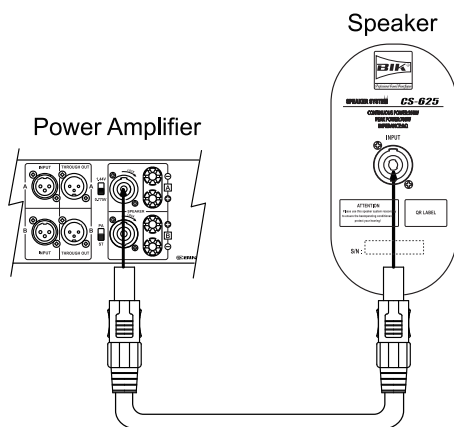
CAUTION FOR SAFETY

This "Caution for safety" shows various kinds of pictures in order to be used safely and correctly and to prevent from damaging other people, and their property. Please read with full understanding, and carefulness.

<p>⚠ WARNING</p>	<p>Using this product with disregarding cautions might call for death or injury.</p>	<p>⚠ CAUTION</p>	<p>Using this product with disregarding cautions might call for people to be harmed and goods to be damaged.</p>
	<ul style="list-style-type: none"> Do not put this product on unstable desk. It may cause damage or injury when dropped. Pay attention not for water to go into or get wet. It may cause a fire or an electric shock. Do not place the appliance near heat source, such as radiator, or under direct sunlight. It may cause a fire. 		<ul style="list-style-type: none"> Do not operate the speaker with power exceeding limitation. It may damage the speaker. Do not turn up the volume too much when a graphic equalizer is used to turn up for higher sound level. Do not put cards, tapes magnetized and any appliances that are easily magnetized near by the product. Or it may damage performance of product. Do not use volatile solvents such as alcohol, paint thinner, gasoline or benzene, etc to clean the cabinet. It may damage the surface of cabinet.

HOW TO CONNECT SPEAKERS TO AMPLIFIER

When connecting, be sure to confirm that amplifier switch is set "OFF" .



SPECIFICATIONS

System Type 2-Way Bass-reflex Type
Mounted Drivers
Woofer 300mm Cone Type
Tweeter Horn Type
Frequency Response 50 - 20 kHz
Sound Pressure Level (SPL) 97 dB/1W/1m
Maximum (SPL) 122 dB
Peak (SPL) 128 dB
Nominal Impedance 8 Ohms



Peak Input Power (※1) 700 Watts
Continuous Power (※1) 350 Watts
Coverage Pattern 90° x 60°
Crossover Frequency 2 kHz
Dimensions 366 (W) x 610 (H) x 389 (D) mm
Net Weight 21.5 kg
Accessories
Owner's manual 1 pce

※1: IEC pink noise with 6 dB crest factor, 2 hours duration.

- Design and specifications subject to change without notice.

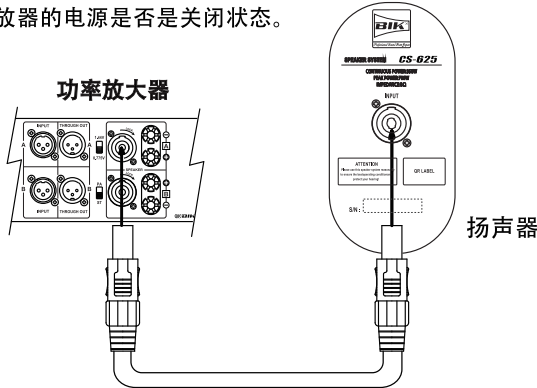
安全注意事项

安全注意事项是为了安全正确使用本商品,防止给自己及他人带来财产损害。
以下用图标形式加以注明。请仔细阅读本文。

 警告	无视或误用会有造成人身事故的可能性。
<ul style="list-style-type: none">● 请勿放置在不安稳的桌上、或倾斜的地方。会容易掉落、翻倒而造成损坏、损伤等现象。● 请防止机器进水或使机器受潮, 会引起火灾、触电等现象。● 请不要摆放在发热物体附近或者阳光直射的地方, 以免造成火灾。	
 注意	无视或误用会有造成人身伤残, 或对财产损坏的可能性。
<ul style="list-style-type: none">● 使用时不要超过额定输入功率, 以免损坏扬声器。● 使用MEQ提升高音的情况下, 请注意尽量避免大音量。这样会容易损坏高音喇叭。● 容易被磁化的器械、物体 (例如带磁条的各种卡片、信用卡、磁带) 等请不要放在音箱附近。以免造成损伤。● 请不要用酒精、汽油、甲苯擦拭木箱。	

连接方法

当扬声器与功放器连接时, 请确认功放器的电源是否是关闭状态。

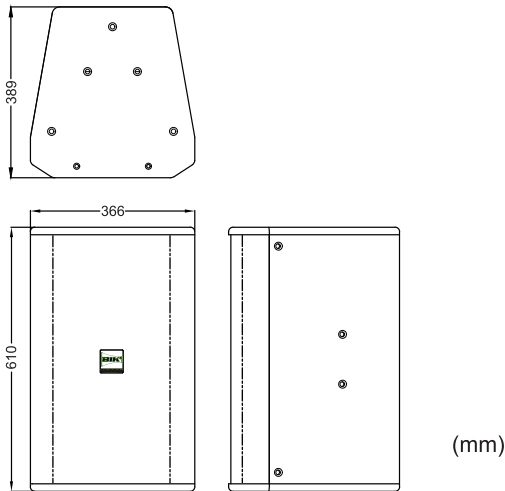


产品规格

功能特点	2分频2单元 低音倒相式、原声反射型	峰值输入功率(※1)	700 W
扬声器的组成		额定输入功率(※1)	350 W
低音单元	300mm 圆锥形	覆盖角	90° x 60°
高音单元	号角形	分频值	2 kHz
频率响应	50 - 20 kHz	外形尺寸	366 (长) x 610 (高) x 389 (深) mm
灵敏度	97 dB/1W/1m	净重	21.5 kg
音乐输入功率	122 dB	附属品	
峰值输入功率	128 dB	使用说明	1 本
额定阻抗	8 Ω		

(※1)IEC标准, 峰值因数为6dB的粉红噪声在有效频率范围内进行2小时的测试

- 日后为提高改善产品效果功能而变更规格时不另行公告。



株式会社 ビーアイケー
〒343-0856 埼玉県越谷市谷中町3丁目17-1

BIK CO.,LTD.
3-17-1 YANAKA-CHO, KOSHIGAYA-SHI, SAITAMA-KEN. 343-0856 JAPAN
TEL. +81-48-969-6533 FAX. +81-48-969-6556
URL. <https://www.bik-audio.com> Email. best-sound@bik-coltd.jp